

For all heating closed-loop systems

# HEIFI-TOP

## Backwash Filter with Integrated Venting System

Physical impurities as well as oxygen create detrimental and negative conditions in heating closed-loop systems which results in the malfunction and break-down of pipes, fittings, valves, regulators, pumps, controls, boilers and other mechanical equipment by increasing wear and tear, corrosion and sludge build-up.

The consequences of these impurities not only reduce the life expectancy of the overall heating system components but they also decrease the efficiency of your boiler by coating the heat transfer elements, thus requiring more energy to radiate the required temperature.


### The Solution:

The JUDO HEIFI-TOP filters-out all coarse and fine-grained physical impurities down to approximately 15 micron, as well as, removing unwanted oxygen via an integrated automatic air-venting device with air scrubbers without the use of additional chemicals.

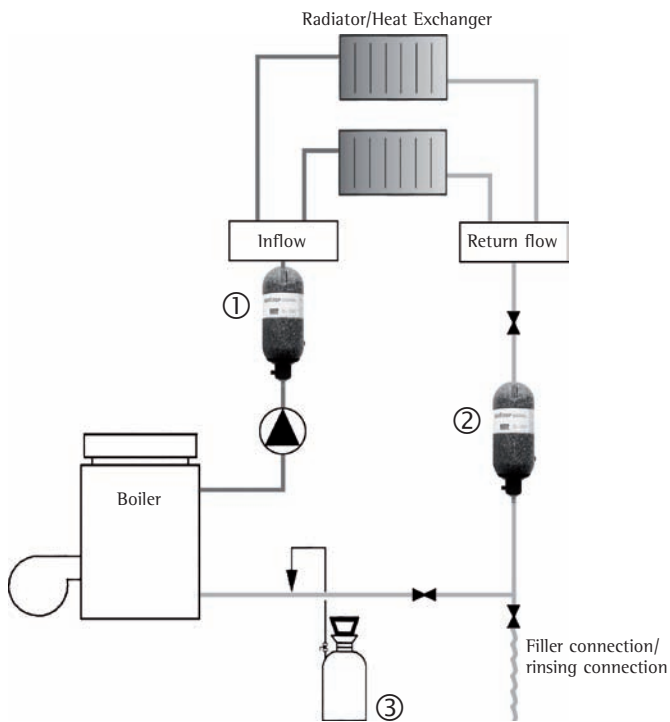
The backwash is performed by simply rotating the wastewater connection socket 180 degrees to the front and then opening the wastewater shut-off valve to allow approximately 1 to 3 liters of wastewater to be drained; once complete the wastewater shut-off valve is to be returned to the closed position and the wastewater connection socket to be returned to the back position 180 degrees.

### The Advantages:

- ◆ Filtration and oxygen removal/venting with 1 device
- ◆ Improves heat transfer ability of system fluids
- ◆ Maintains optimum boiler efficiency
- ◆ Extends the longevity of all system components
- ◆ Reduces the risk of corrosion
- ◆ Permanent filter element - no replacement cartridges
- ◆ Reduces oxygen intake
- ◆ Improves the systems functional reliability
- ◆ Environmentally Friendly - An integral part of "Green Buildings"
- ◆ Ensures performance of water treatment additives
- ◆ Thermally insulated - preventing heat loss
- ◆ Stainless Steel filter elements
- ◆ Made in Germany



## Installation diagram - In-line application

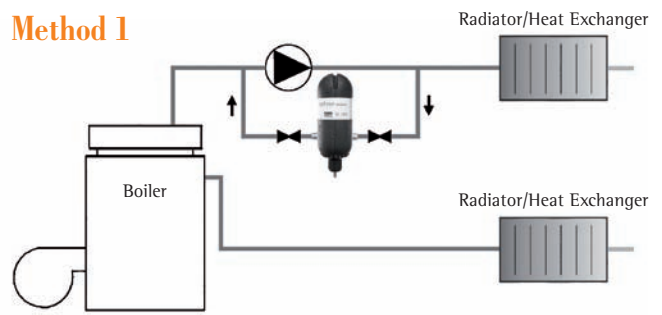


### Two possible installations:

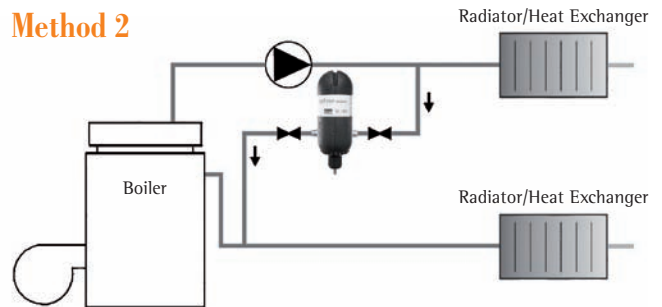
- ① optimum location for oxygen removal
- ② optimum location for particulate removal
- ③ Optional: Metering pump for dosing solution

## Installation diagram - Side Stream application

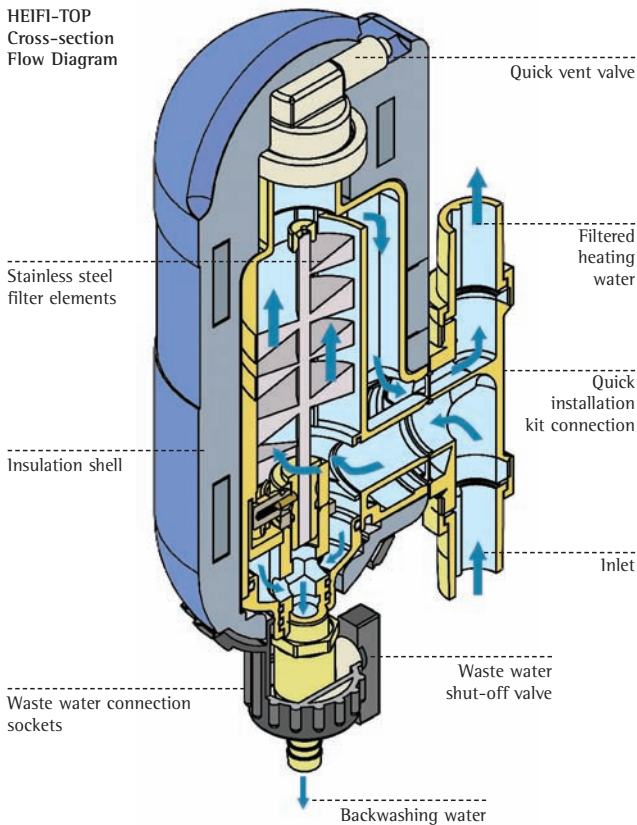
### Method 1



### Method 2



HEIFI-TOP  
Cross-section  
Flow Diagram



## HEIFI-TOP technical data

Model	JHF-T*	JHF-T	JHF-T	JHF-T**	JHF-T**
Pipe Sizes inches	3/4"	1"	1 1/4"	1 1/2"	2"
Flow rate gpm	8.5	13	17.5	26.5	35
Max. temp. inlet water °C	90	90	90	90	90
Max. operating pressure psi	150	150	150	150	150
Installed length inch	7"	7 1/2"	9"	10"	11 1/4"
Order No.	8060053	8060054	8060055	8060056	8060057

\* JHF-T 1" with 3/4" QUICKSET-E

\*\* 2 JHF-T 1" or 1 1/4" with parallel fitted rotary flange

We stock JUDO equipment:

